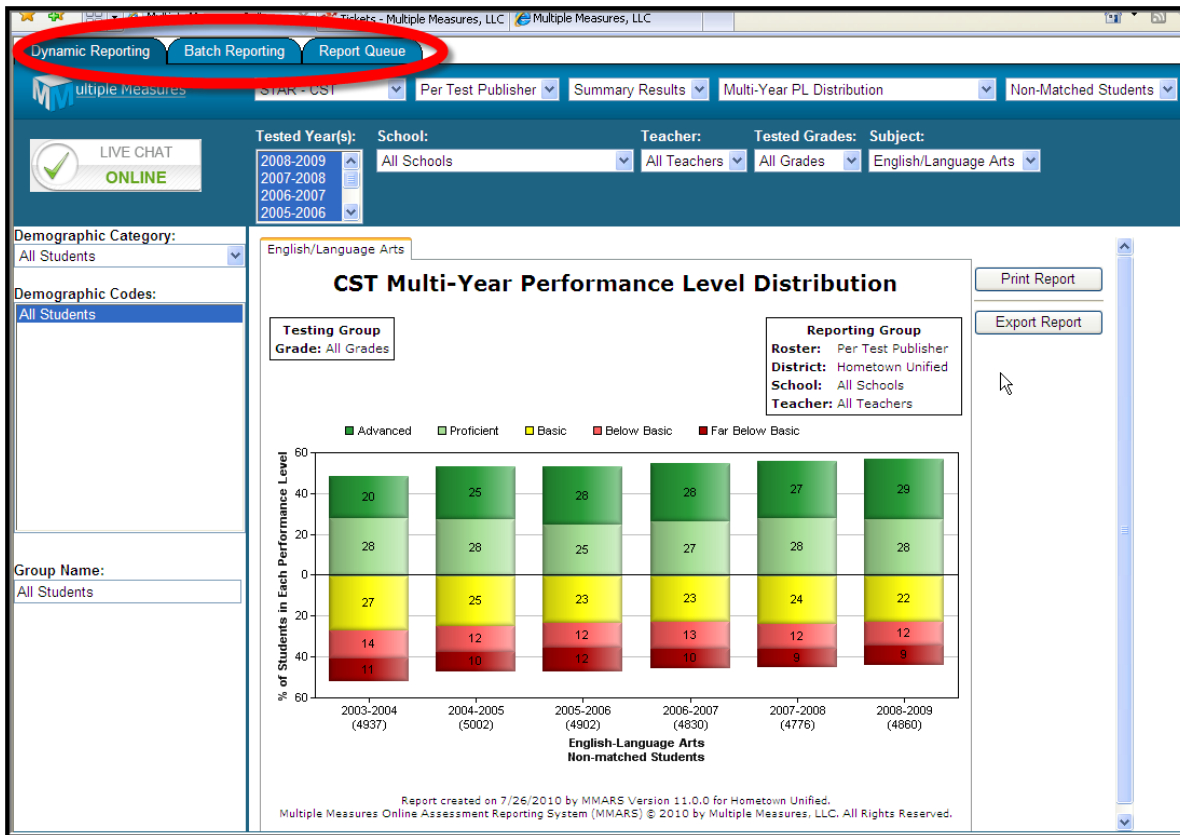


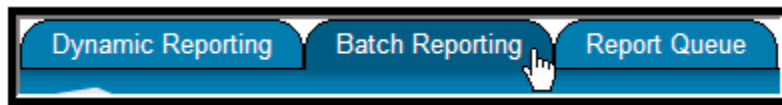


What's New in MMARS: Batch Reporting

Since its debut, MMARS has been leading the way in data reporting with its lightning-fast dynamic interface. The user-friendly utility offers the ability to make choices with dropdown boxes and view customized reports in the blink of an eye.



Now, MMARS offers another great way to run reports. In addition to the dynamic reports interface, MMARS now features a **batch reports** interface. Batch reporting allows users to initiate large numbers of reports all at the same time, save them as PDF files, then easily share them with principals and teachers across the district.



Batch Reporting

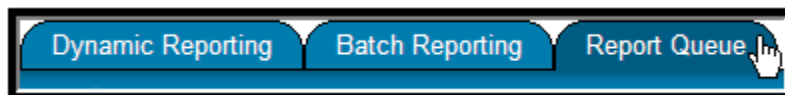
The look is almost identical to the dynamic screen, and selections are made in the same way. The difference is that users can select multiple items from each box, then choose to report them as a "collection" (all together) or separately (each individually).

The screenshot shows the 'Batch Reporting' tab in a software interface. At the top, there are navigation tabs for 'Dynamic Reporting', 'Batch Reporting', and 'Report Queue'. Below the tabs is a header with the 'Multiple Measures' logo and several dropdown menus: 'STAR - CST', 'Per Test Publisher', 'Summary Results', 'Multi-Year PL Distribution', and 'Non-Matched Students'. The main area is divided into sections for 'Demographic Category' (set to 'All Students'), 'Demographic Codes' (set to 'All Students'), and five selection columns: 'Years', 'Schools', 'Teachers', 'Grades', and 'Subjects'. Each column has a list of items and radio buttons for 'All (Together)' and 'Each (Separate)'. Below these columns are three 'Collection Name' input fields. At the bottom, there is a 'File Identifier' field containing '2004-09 STAR - CST Summary Pa', a 'Primary Break(s)' dropdown set to 'None', and a 'Submit' button.

Users can set exactly how they want files broken up. Reports can be generated in one large file for a district office or split into individual school and teacher files, perfect for distribution.

This close-up shows the 'File Identifier' field with the text 'MyDistrictPerformanceLevels'. The 'Primary Break(s)' dropdown is set to 'By School', and the 'Grade' checkbox is checked. A 'Submit' button is visible, with a tooltip that says 'Submit for Processing'.

After submitting, use the new **report queue** to view, print, download, and share files.



Report Queue

Filters

In the report queue, all of the various reports previously submitted by the user are listed. The view can be filtered by criteria at the top of the report queue page.

The screenshot shows the 'Report Queue' interface with various filter options. A red oval highlights the filter section. The filters include:

- Created Between: 7/25/2010 to 8/1/2010
- Results: Summary Reports, Pupil Reports
- Author: (Me)
- Department: All Departments
- Rosters: Per Test Publisher
- Course: All Courses
- School: All Schools
- Period: All Periods
- Teacher: All Teachers
- Demographic Category: All Students
- Demographic Codes: All Codes
- Grade: Grade 10
- Test: STAR, CAROL, CELDT
- Scope: Districtwide, Schoolwide, Teacher

Below the filters is a table of reports:

Date	Author	Select	Filename/Description	Status	Shared	Expiration
07/26/10 10:09:34	(Me)	<input type="checkbox"/>	CARTER SCHOOL_Schoolwide_Grade 10_MyDistrictPerformanceLevels	Complete	yes	09/24/10
07/26/10 10:09:34	(Me)	<input type="checkbox"/>	CLEVELAND HIGH_Schoolwide_Grade 10_MyDistrictPerformanceLevels	Complete	yes	09/24/10
07/26/10 10:09:34	(Me)	<input type="checkbox"/>	FILLMORE SCHOOL_Schoolwide_Grade 10_MyDistrictPerformanceLevels	Complete	no	09/24/10
07/26/10 10:09:34	(Me)	<input type="checkbox"/>	GRANT SCHOOL_Schoolwide_Grade 10_MyDistrictPerformanceLevels	Complete	no	09/24/10
07/26/10 10:09:34	(Me)	<input type="checkbox"/>	HARDING PROGRAMS_Schoolwide_Grade 10_MyDistrictPerformanceLevels	Complete	no	09/24/10
07/26/10 10:09:34	(Me)	<input type="checkbox"/>	MADISON HIGH_Schoolwide_Grade 10_MyDistrictPerformanceLevels	Complete	no	09/24/10
07/26/10 10:09:34	(Me)	<input type="checkbox"/>	NIXON SCHOOL_Schoolwide_Grade 10_MyDistrictPerformanceLevels	Complete	no	09/24/10
07/26/10 10:09:34	(Me)	<input type="checkbox"/>	PIERCE HIGH_Schoolwide_Grade 10_MyDistrictPerformanceLevels	Complete	no	09/24/10

View/Print

To view any single report as a PDF, just click on the name of the report from the queue.

The screenshot shows the 'Report Queue' interface with a single report selected. A red oval highlights the report name: [CARTER SCHOOL_Schoolwide_Grade 9_MyDistrictPerformanceLevels](#). The table below shows the selected report and two other reports:

Date	Author	Select	Filename/Description	Status	Shared	Expiration
07/26/10 10:09:34	(Me)	<input checked="" type="checkbox"/>	CARTER SCHOOL_Schoolwide_Grade 9_MyDistrictPerformanceLevels	Complete	yes	09/24/10
07/26/10 10:09:34	(Me)	<input type="checkbox"/>	CARTER SCHOOL_Schoolwide_Grade 10_MyDistrictPerformanceLevels	Complete	yes	09/24/10
07/26/10 10:09:34	(Me)	<input type="checkbox"/>	CARTER SCHOOL_Schoolwide_Grade 11_MyDistrictPerformanceLevels	Complete	yes	09/24/10

Download

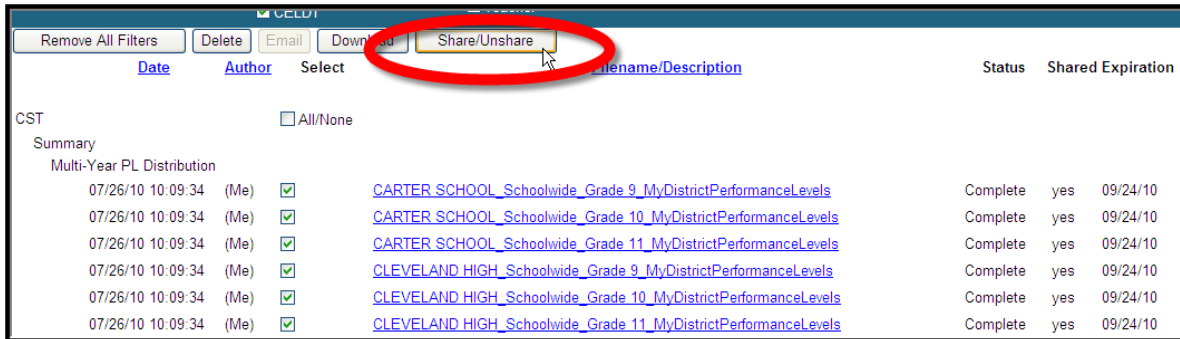
For multiple reports, select each desired file and download them together as a .zip file.

The screenshot shows the 'Report Queue' interface with multiple reports selected. A red oval highlights the 'Download' button. The table below shows the selected reports:

Date	Author	Select	Filename/Description	Status	Shared	Expiration
07/26/10 10:09:34	(Me)	<input checked="" type="checkbox"/>	CARTER SCHOOL_Schoolwide_Grade 9_MyDistrictPerformanceLevels	Complete	yes	09/24/10
07/26/10 10:09:34	(Me)	<input checked="" type="checkbox"/>	CARTER SCHOOL_Schoolwide_Grade 10_MyDistrictPerformanceLevels	Complete	yes	09/24/10
07/26/10 10:09:34	(Me)	<input checked="" type="checkbox"/>	CARTER SCHOOL_Schoolwide_Grade 11_MyDistrictPerformanceLevels	Complete	yes	09/24/10
07/26/10 10:09:34	(Me)	<input checked="" type="checkbox"/>	CLEVELAND HIGH_Schoolwide_Grade 9_MyDistrictPerformanceLevels	Complete	yes	09/24/10
07/26/10 10:09:34	(Me)	<input checked="" type="checkbox"/>	CLEVELAND HIGH_Schoolwide_Grade 10_MyDistrictPerformanceLevels	Complete	yes	09/24/10
07/26/10 10:09:34	(Me)	<input checked="" type="checkbox"/>	CLEVELAND HIGH_Schoolwide_Grade 11_MyDistrictPerformanceLevels	Complete	yes	09/24/10

Share

To share your completed reports with principals and teachers across the district, simply select the reports and click the Share/Unshare button. In addition to their own reports, users will be able to see only shared reports that fall within the scope of their permission level. For example, if a district administrator shares all her schoolwide reports, each principal will only see the school that pertains to him or her.



The screenshot shows a software interface with a table of reports. At the top, there are several buttons: 'Remove All Filters', 'Delete', 'Email', 'Download', and 'Share/Unshare'. The 'Share/Unshare' button is circled in red. Below the buttons, there is a table with columns for 'Date', 'Author', 'Select', 'Filename/Description', 'Status', and 'Shared Expiration'. The table contains six rows of data, all with a status of 'Complete' and a shared expiration date of '09/24/10'. The 'Share/Unshare' button is located above the table, and a mouse cursor is pointing at it.

Date	Author	Select	Filename/Description	Status	Shared Expiration
07/26/10 10:09:34	(Me)	<input checked="" type="checkbox"/>	CARTER SCHOOL_Schoolwide_Grade 9_MyDistrictPerformanceLevels	Complete	yes 09/24/10
07/26/10 10:09:34	(Me)	<input checked="" type="checkbox"/>	CARTER SCHOOL_Schoolwide_Grade 10_MyDistrictPerformanceLevels	Complete	yes 09/24/10
07/26/10 10:09:34	(Me)	<input checked="" type="checkbox"/>	CARTER SCHOOL_Schoolwide_Grade 11_MyDistrictPerformanceLevels	Complete	yes 09/24/10
07/26/10 10:09:34	(Me)	<input checked="" type="checkbox"/>	CLEVELAND HIGH_Schoolwide_Grade 9_MyDistrictPerformanceLevels	Complete	yes 09/24/10
07/26/10 10:09:34	(Me)	<input checked="" type="checkbox"/>	CLEVELAND HIGH_Schoolwide_Grade 10_MyDistrictPerformanceLevels	Complete	yes 09/24/10
07/26/10 10:09:34	(Me)	<input checked="" type="checkbox"/>	CLEVELAND HIGH_Schoolwide_Grade 11_MyDistrictPerformanceLevels	Complete	yes 09/24/10