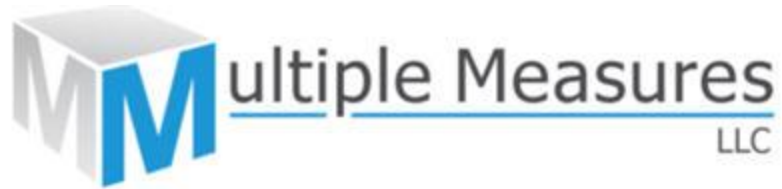


CAHSEE Sample Reports



Multiple Measures Online Assessment Reporting System™

MMARS

CAHSEE

Sample Reports Booklet

Software Support

E-mail : tech@multiplemeasures.com

Fax : 530-663-8497

Phone : 530-295-1262

Multiple Measures, LLC

685 Placerville Drive, #310

Placerville, CA 95667

Copyright 2008-2011 by Multiple Measures, LLC.

All rights reserved. No part of this publication may be reproduced or transmitted in any form or by any means, electronic or mechanical, including photocopy, recording, or any information storage and retrieval system, without permission in writing from the publisher.

“Multiple Measures Online Assessment Reporting System” is a trademark of Multiple Measures, LLC.

Printed in the United States of America.

Multiple Measures Online Assessment Reporting System™

| <u>MMARS™ CAHSEE Report Title</u> | <u>Pages</u> |
|---|--------------|
| <u>Pupil Reports</u> | |
| Single-Year Student Listing with Clusters | 2-3 |
| Single-Year Student Listing (Historical) | 4-5 |
| Student Inquiry (All Tests) | 6-7 |
| <u>Group Summary Reports</u> | |
| Single-Year Pass/No Pass Summary | 8-9 |
| Single-Year Pass/No Pass Proficiency Level Distribution | 10-11 |
| Multi-Year Pass/No Pass Summary | 12-13 |
| Multi-Year Pass/No Pass Proficiency Level Distribution | 14-15 |
| Single-Year Pass/No Pass Summary by Subgroup | 16-17 |
| Single-Year Pass/No Pass Proficiency Level Distribution by Subgroup | 18-19 |
| Single-Year Cluster Performance | 20-21 |
| Multi-Year Cluster Performance | 22-23 |

SINGLE-YEAR STUDENT LISTING **WITH CLUSTERS**

- “Snapshot” view, showing most recent test by each student
- P/NP, PL and SS
- Cluster Proficiency detail and statistics
- Interpretive colors for easy identification of performance
- Available by single test administration



CAHSEE Single-Year Student List

English-Language Arts

| Testing Group | |
|------------------------|------------|
| Year: | 2008-2009 |
| Administration: | All Admins |
| Grade: | All Grades |

| Reporting Group | |
|------------------|--------------------|
| Roster: | Per Test Publisher |
| District: | Hometown Unified |
| School: | All Schools |
| Teacher: | All Teachers |

| Last Name | First Name | Test Period | Pass/No Pass Indicator | Scaled Score | Word Anlys | Read Comp | Lit Resp | Writ Conv | Writ Strat | Essay |
|-----------|------------|-------------|------------------------|--------------|------------|-----------|----------|-----------|------------|-------|
| ADAMS | MERCEDES | Nov 08 | Proficient | 388 | 86% | 94% | 95% | 60% | 83% | 2.5 |
| ALVARADO | EDRIA | July 08 | Satisfied Req | | | | | | | |
| AVRAMENKO | MITTIE | July 08 | Passed | 354 | 100% | 50% | 80% | 60% | 67% | 1.5 |
| BAKER | CENDYL | Oct 08 | Not Passed | 295 | 14% | 56% | 35% | 33% | 17% | 0.0 |
| | | Nov 08 | Absent | | | | | | | |
| BALLOUN | BRITTANEY | Oct 08 | Absent | | | | | | | |
| | | Nov 08 | Not Passed | 322 | 57% | 50% | 60% | 47% | 17% | 2.0 |
| BALLOUN | DANA | Oct 08 | Satisfied Req | | | | | | | |
| | | Nov 08 | Satisfied Req | | | | | | | |
| BALLOUN | TAYLOR | Nov 08 | Absent | | | | | | | |
| BARNES | LIZZA | Nov 08 | Satisfied Req | | | | | | | |
| BARTLETT | TERESA | Oct 08 | Not Passed | 304 | 14% | 22% | 35% | 40% | 25% | 2.0 |
| | | Nov 08 | Not Passed | 297 | 0% | 22% | 40% | 33% | 33% | 2.0 |
| BERRY | CHRISTINA | Nov 08 | Satisfied Req | | | | | | | |
| BLAYLOCK | VERONICA | Nov 08 | Satisfied Req | | | | | | | |
| BLEVINS | JANNA | July 08 | Satisfied Req | | | | | | | |
| | | Oct 08 | Satisfied Req | | | | | | | |
| | | Nov 08 | Satisfied Req | | | | | | | |
| BOOKOUT | LATASHA | July 08 | Satisfied Req | | | | | | | |
| | | Oct 08 | Satisfied Req | | | | | | | |
| | | Nov 08 | Satisfied Req | | | | | | | |
| BOWERS | TABATHA | Nov 08 | Not Passed | 295 | 14% | 44% | 25% | 40% | 17% | 1.5 |
| BRIDGES | ASHLEIGH | July 08 | Passed | 350 | 100% | 50% | 70% | 67% | 42% | 2.0 |
| | | Oct 08 | Absent | | | | | | | |
| BUNTING | TONI | Oct 08 | Not Passed | 348 | 86% | 61% | 70% | 53% | 33% | 2.5 |
| | | Nov 08 | Absent | | | | | | | |
| BURKE | CANDACE | Nov 08 | Absent | | | | | | | |
| CAMPBELL | MELISSA | Nov 08 | Satisfied Req | | | | | | | |
| CANERDAY | CANDACE | Nov 08 | Satisfied Req | | | | | | | |
| CARO | CARRIE | Nov 08 | Proficient | 385 | 86% | 89% | 85% | 87% | 83% | 2.0 |
| CART | TORI | Nov 08 | Satisfied Req | | | | | | | |
| CHEATHAM | SARA | Nov 08 | Satisfied Req | | | | | | | |
| CHILDERS | KILEIGH | Oct 08 | Moved | | | | | | | |
| | | Nov 08 | Moved | | | | | | | |
| CHILDRESS | BAILEY | Nov 08 | Not Passed | 348 | 43% | 56% | 70% | 73% | 75% | 2.0 |
| CLEMONS | SELENE | Nov 08 | Not Passed | 334 | 43% | 50% | 55% | 60% | 67% | 2.0 |
| COGILL | CRISSY | Oct 08 | Passed | 377 | 86% | 67% | 75% | 87% | 83% | 2.5 |
| | | Nov 08 | Absent | | | | | | | |
| COLLINS | IRENE | Nov 08 | Proficient | 402 | 100% | 83% | 95% | 87% | 92% | 2.5 |
| CRAVENS | NICOLE | July 08 | Passed | 358 | 86% | 72% | 65% | 73% | 50% | 2.0 |

SINGLE-YEAR STUDENT LISTING **(HISTORICAL)**

- Shows multiple years of test results for each student, side by side
- P/NP, PL and SS
- Cluster Proficiency detail and statistics
- Interpretive colors for easy identification of performance



CAHSEE Historical Student List

English-Language Arts

Testing Group

Year: 2008-2009
Administration: All Admins
Grade: All Grades

Reporting Group

Roster: Per Test Publisher
District: Hometown Unified
School: All Schools
Teacher: All Teachers

| Last Name | First Name | Test Period | Pass/No Pass Indicator | Scaled Score | Word Anlys | Read Comp | Lit Resp | Writ Conv | Writ Strat | Essay |
|-----------|------------|-------------|------------------------|--------------|------------|-----------|----------|-----------|------------|-------|
| ADAMS | MERCEDES | Nov 08 | Proficient | 388 | 86% | 94% | 95% | 60% | 83% | 2.5 |
| ALVARADO | EDRIA | Mar 08 | Passed | 351 | 86% | 39% | 65% | 73% | 42% | 3.0 |
| | | July 08 | Satisfied Req | | | | | | | |
| AVRAMENKO | MITTIE | Mar 07 | Absent | | | | | | | |
| | | July 07 | Absent | | | | | | | |
| | | Nov 07 | Absent | | | | | | | |
| | | July 08 | Passed | 354 | 100% | 50% | 80% | 60% | 67% | 1.5 |
| BAKER | CENDYL | Oct 08 | Not Passed | 295 | 14% | 56% | 35% | 33% | 17% | 0.0 |
| | | Nov 08 | Absent | | | | | | | |
| BALLOUN | BRITTANEY | Feb 07 | Not Passed | 313 | 57% | 44% | 45% | 33% | 0% | 2.0 |
| | | Mar 07 | No Attempt | | | | | | | |
| | | Oct 07 | Not Passed | 330 | 57% | 39% | 50% | 60% | 58% | 2.0 |
| | | Mar 08 | Not Passed | 327 | 71% | 39% | 40% | 53% | 58% | 2.0 |
| | | Oct 08 | Absent | | | | | | | |
| | | Nov 08 | Not Passed | 322 | 57% | 50% | 60% | 47% | 17% | 2.0 |
| BALLOUN | DANA | Oct 08 | Satisfied Req | | | | | | | |
| | | Nov 08 | Satisfied Req | | | | | | | |
| BALLOUN | TAYLOR | Mar 08 | Absent | | | | | | | |
| | | Nov 08 | Absent | | | | | | | |
| BARNES | LIZZA | Nov 08 | Satisfied Req | | | | | | | |
| BARTLETT | TERESA | Mar 07 | Not Passed | 310 | 43% | 33% | 30% | 47% | 25% | 2.0 |
| | | Oct 07 | Absent | | | | | | | |
| | | Oct 08 | Not Passed | 304 | 14% | 22% | 35% | 40% | 25% | 2.0 |
| | | Nov 08 | Not Passed | 297 | 0% | 22% | 40% | 33% | 33% | 2.0 |
| BERRY | CHRISTINA | Nov 08 | Satisfied Req | | | | | | | |
| BLAYLOCK | VERONICA | Mar 08 | Passed | 360 | 43% | 67% | 65% | 73% | 58% | 3.0 |
| | | Nov 08 | Satisfied Req | | | | | | | |
| BLEVINS | JANNA | Feb 07 | Not Passed | 318 | 71% | 44% | 35% | 47% | 17% | 2.0 |
| | | Oct 07 | Not Passed | 348 | 71% | 83% | 60% | 53% | 50% | 2.0 |
| | | Mar 08 | Passed | 356 | 100% | 61% | 75% | 80% | 33% | 2.0 |
| | | July 08 | Satisfied Req | | | | | | | |
| | | Oct 08 | Satisfied Req | | | | | | | |
| | | Nov 08 | Satisfied Req | | | | | | | |
| BOOKOUT | LATASHA | Mar 07 | Passed | 363 | 71% | 72% | 70% | 67% | 67% | 2.5 |
| | | Oct 07 | Satisfied Req | | | | | | | |
| | | Mar 08 | Satisfied Req | | | | | | | |
| | | July 08 | Satisfied Req | | | | | | | |
| | | Oct 08 | Satisfied Req | | | | | | | |
| | | Nov 08 | Satisfied Req | | | | | | | |
| BOWERS | TABATHA | Nov 08 | Not Passed | 295 | 14% | 44% | 25% | 40% | 17% | 1.5 |

STUDENT INQUIRY

- Comprehensive historical view for each individual student
- All tests taken in multiple years
- Cluster Proficiency detail and statistics
- Interpretive colors for easy identification of performance

Student ID: 1000000175
 Birthdate: 4/6/1991

Student Inquiry
BLEVINS, JANNA



CAHSEE

| English-Language Arts | | | | | | | | | | |
|-----------------------|------------|-------|---------------|-----|---------------|-----------------------|-------------------|---------------------|--------------------|-------|
| School Year | Test Admin | Grade | Pass/NoPass | SS | Word Analysis | Reading Comprehension | Literary Response | Writing Conventions | Writing Strategies | Essay |
| 2008-2009 | Nov 08 | 12th | Satisfied Req | | | | | | | |
| 2008-2009 | Oct 08 | 12th | Satisfied Req | | | | | | | |
| 2008-2009 | July 08 | 12th | Satisfied Req | | | | | | | |
| 2007-2008 | Mar 08 | 11th | Passed | 356 | 100% | 61% | 75% | 80% | 33% | 2.0 |
| 2007-2008 | Oct 07 | 11th | Not Passed | 348 | 71% | 83% | 60% | 53% | 50% | 2.0 |
| 2006-2007 | Feb 07 | 10th | Not Passed | 318 | 71% | 44% | 35% | 47% | 17% | 2.0 |

Mathematics

| School Year | Test Admin | Grade | Pass/NoPass | SS | Number Sense | Algebra & Functions | Measurement & Geometry | Probability & Statistics | Algebra I |
|-------------|------------|-------|-------------|-----|--------------|---------------------|------------------------|--------------------------|-----------|
| 2008-2009 | Nov 08 | 12th | Passed | 370 | 47% | 80% | 72% | 85% | 42% |
| 2008-2009 | Oct 08 | 12th | Not Passed | 340 | 59% | 40% | 39% | 69% | 25% |
| 2008-2009 | July 08 | 12th | Not Passed | 331 | 59% | 35% | 39% | 46% | 17% |
| 2007-2008 | Mar 08 | 11th | Not Passed | 330 | 47% | 30% | 33% | 54% | 33% |
| 2007-2008 | Oct 07 | 11th | Not Passed | 328 | 76% | 35% | 17% | 46% | 17% |
| 2006-2007 | Feb 07 | 10th | Not Passed | 322 | 35% | 40% | 28% | 31% | 33% |

SINGLE-YEAR PASS/NO PASS **SUMMARY**

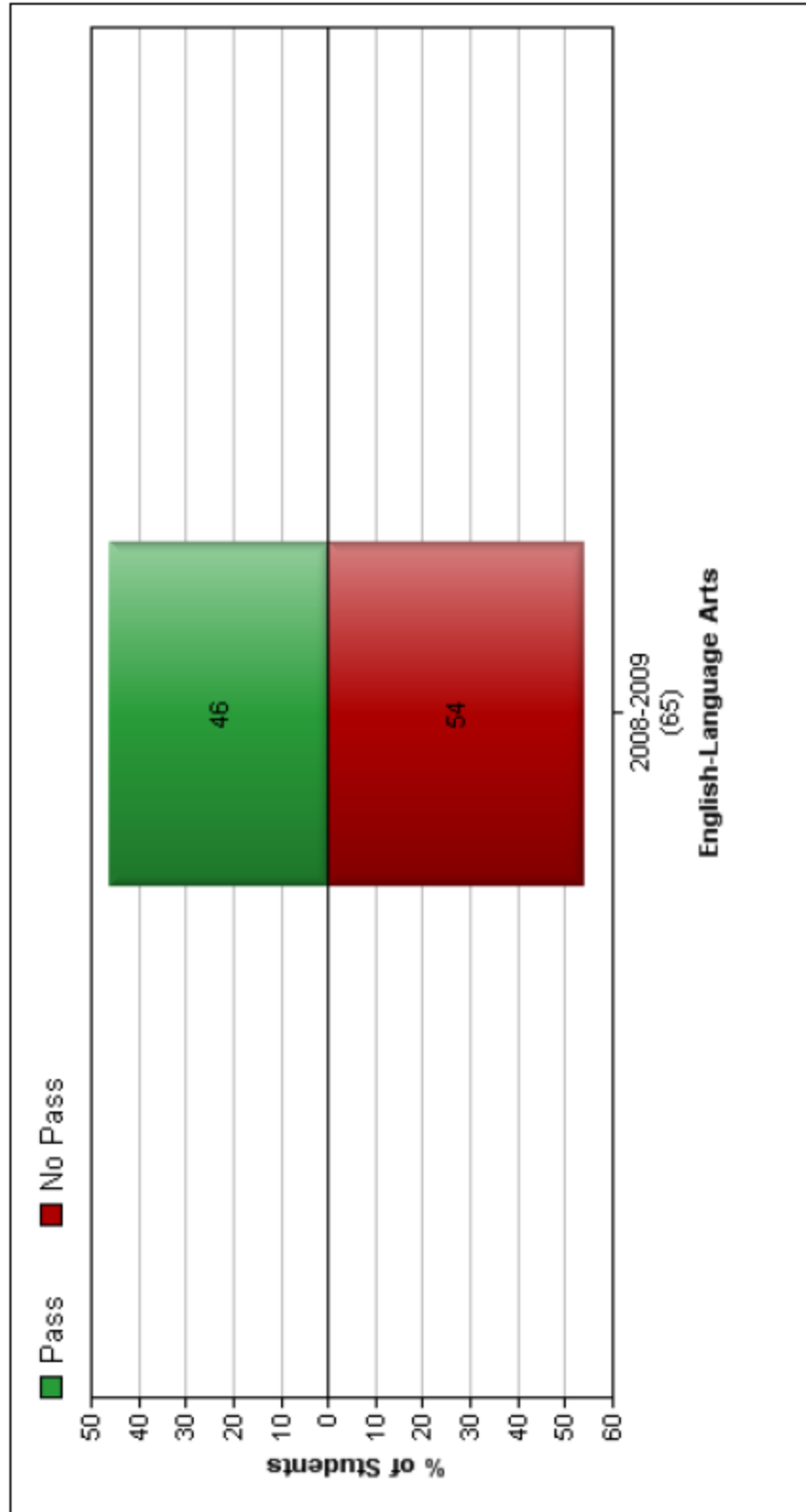
- Pass / No Pass stacked bar graph
- By District, Grade or School

CAHSEE Pass/NoPass Summary



Testing Group
 2008-2009
Administration: All Admins
Grade: All Grades

Reporting Group
Roster: Per Test Publisher
District: Hometown Unified
School: All Schools
Teacher: All Teachers



SINGLE-YEAR PASS/NO PASS **PROFICIENCY LEVEL DISTRIBUTION**

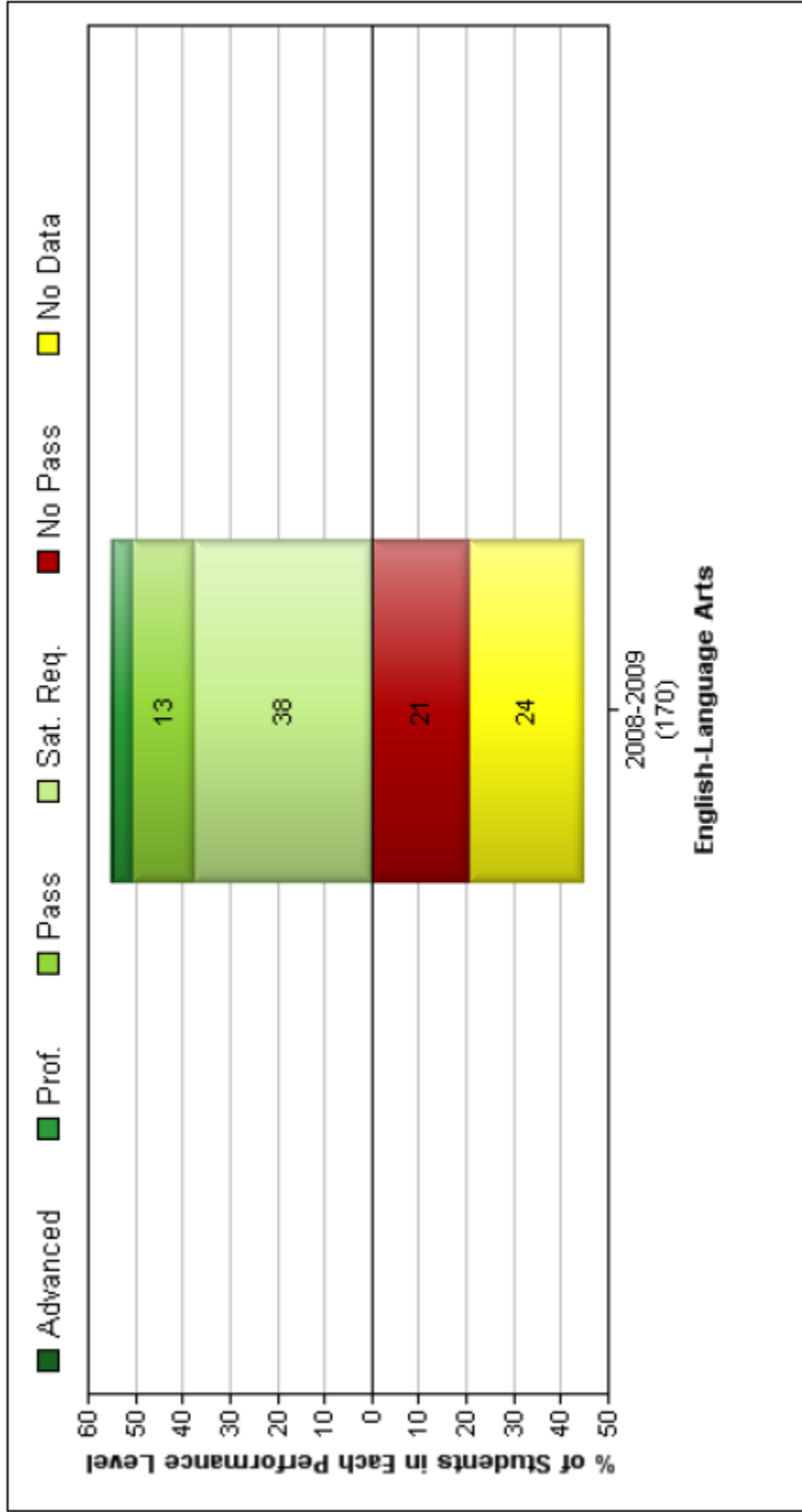
- Distribution by precise performance levels:
 - Pass: Advanced, Proficient, Passed
 - No Pass: Did not Pass, No Data
- By District, Grade or School

CAHSEE Pass/NoPass Proficiency Distribution



Testing Group
 Year: 2008-2009
 Administration: All Admins
 Grade: All Grades

Reporting Group
 Roster: Per Test Publisher
 District: Hometown Unified
 School: All Schools
 Teacher: All Teachers



MULTI-YEAR PASS/NO PASS **SUMMARY**

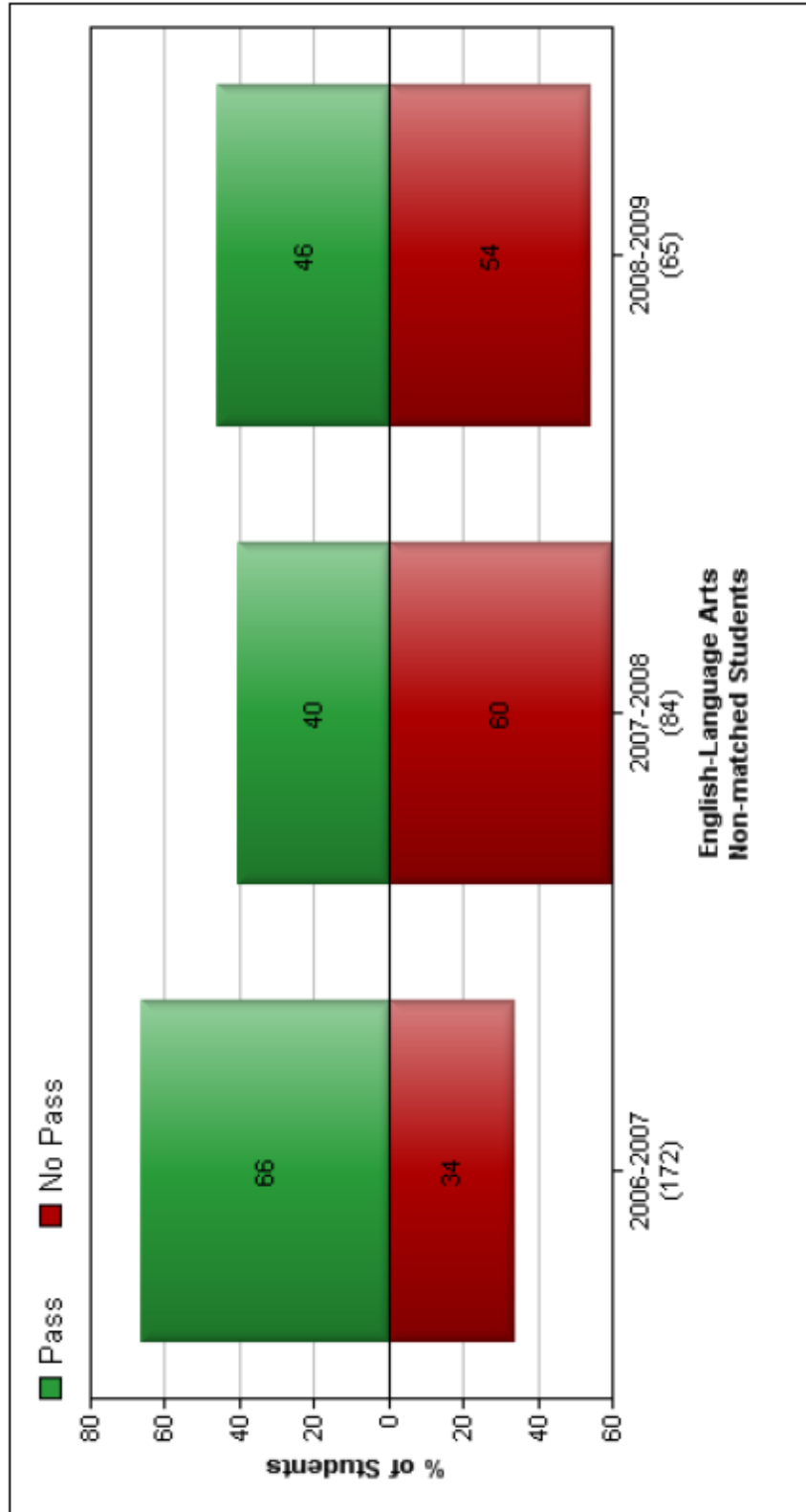
- Pass / No Pass stacked bar graph
- Multiple years of data displayed side-by-side for comparison
- By District, Grade or School

CAHSEE Pass/NoPass Summary



Testing Group
Administration: All Admins
Grade: All Grades

Reporting Group
Roster: Per Test Publisher
District: Hometown Unified
School: All Schools
Teacher: All Teachers



MULTI-YEAR PASS/NO PASS **PROFICIENCY LEVEL DISTRIBUTION**

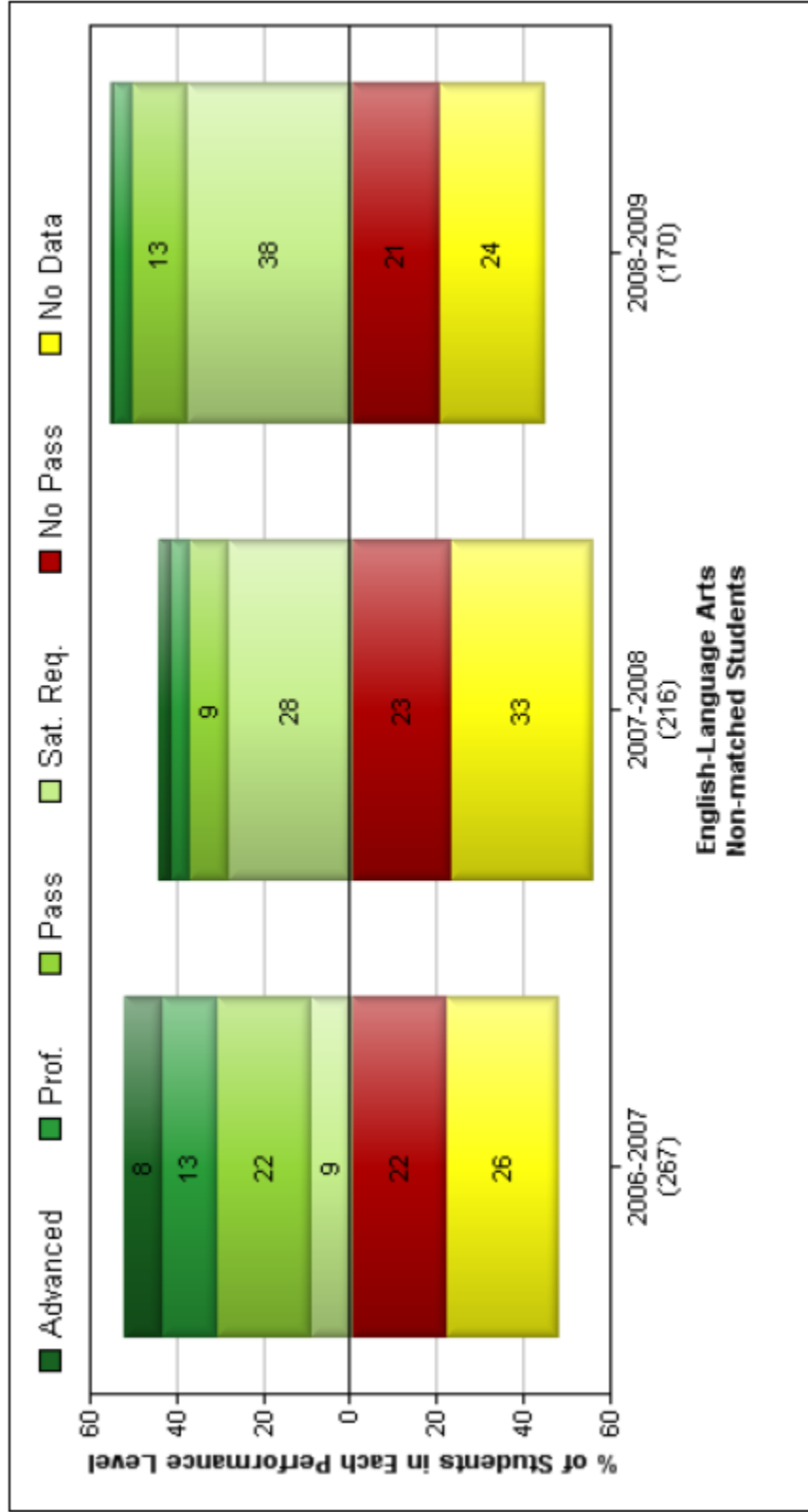
- Distribution by precise performance levels:
 - Pass: Advanced, Proficient, Passed
 - No Pass: Did not Pass, No Data
- Multiple years of data displayed side-by-side for comparison
- By District, Grade or School

CAHSEE Pass/NoPass Proficiency Distribution



Testing Group
 Administration: All Admins
 Grade: All Grades

Reporting Group
 Roster: Per Test Publisher
 District: Hometown Unified
 School: All Schools
 Teacher: All Teachers



SINGLE-YEAR PASS/NO PASS SUMMARY BY SUBGROUP

- User selectable subgroups for side-by-side comparison
- Pass / No Pass stacked bar graph
- By District, Grade or School

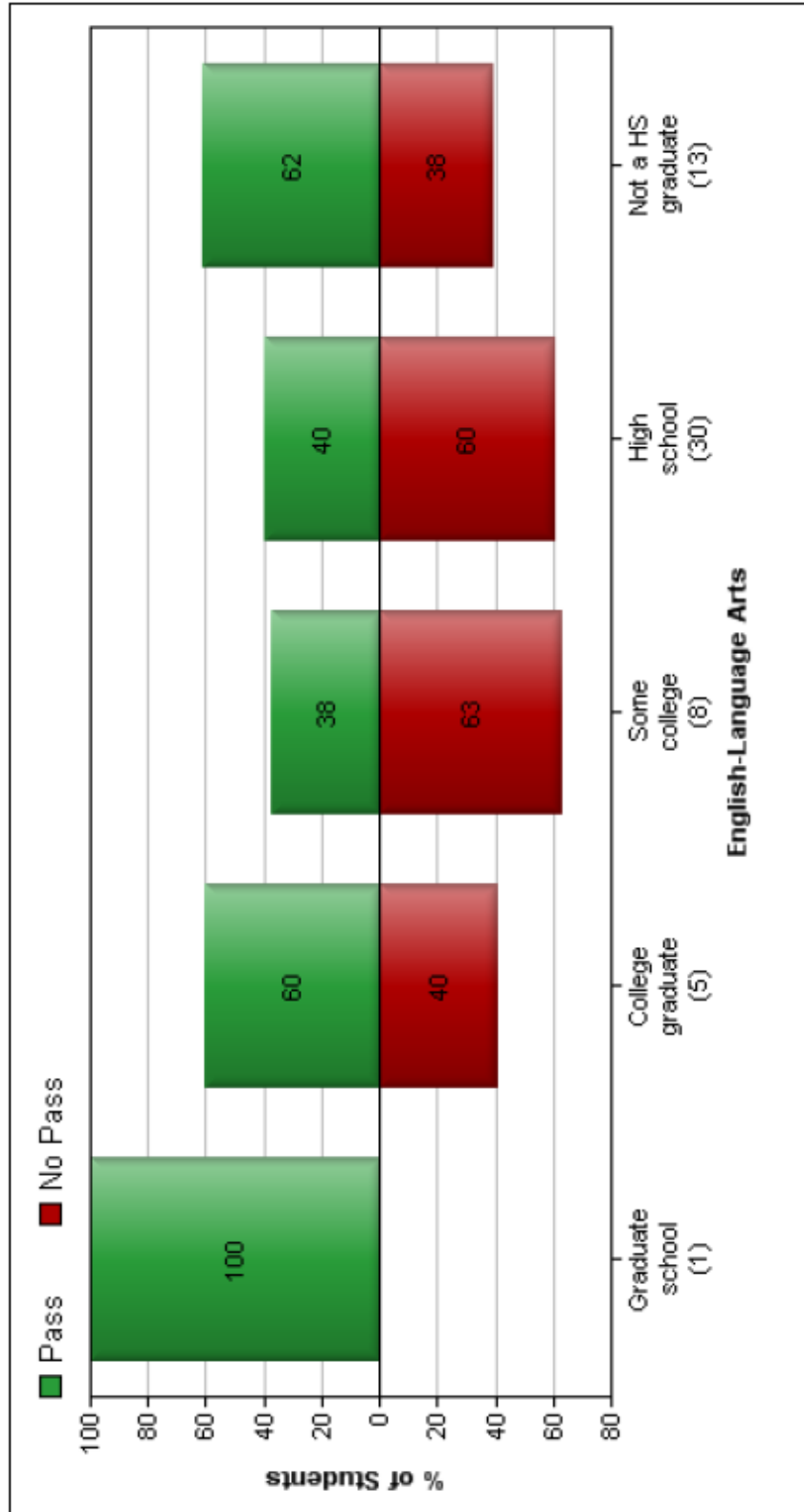
CAHSEE Pass/NoPass Summary by Subgroup

(Filtered) Parent Educational Level: Mixed



Testing Group
 Year: 2008-2009
 Administration: All Admins
 Grade: All Grades

Reporting Group
 Roster: Per Test Publisher
 District: Hometown Unified
 School: All Schools
 Teacher: All Teachers



SINGLE-YEAR PASS/NO PASS PROFICIENCY LEVEL DISTRIBUTION BY SUBGROUP

- User selectable subgroups for side-by-side comparison
- Distribution by precise performance levels:
 - Pass: Advanced, Proficient, Passed
 - No Pass: Did not Pass, No Data
- By District, Grade or School

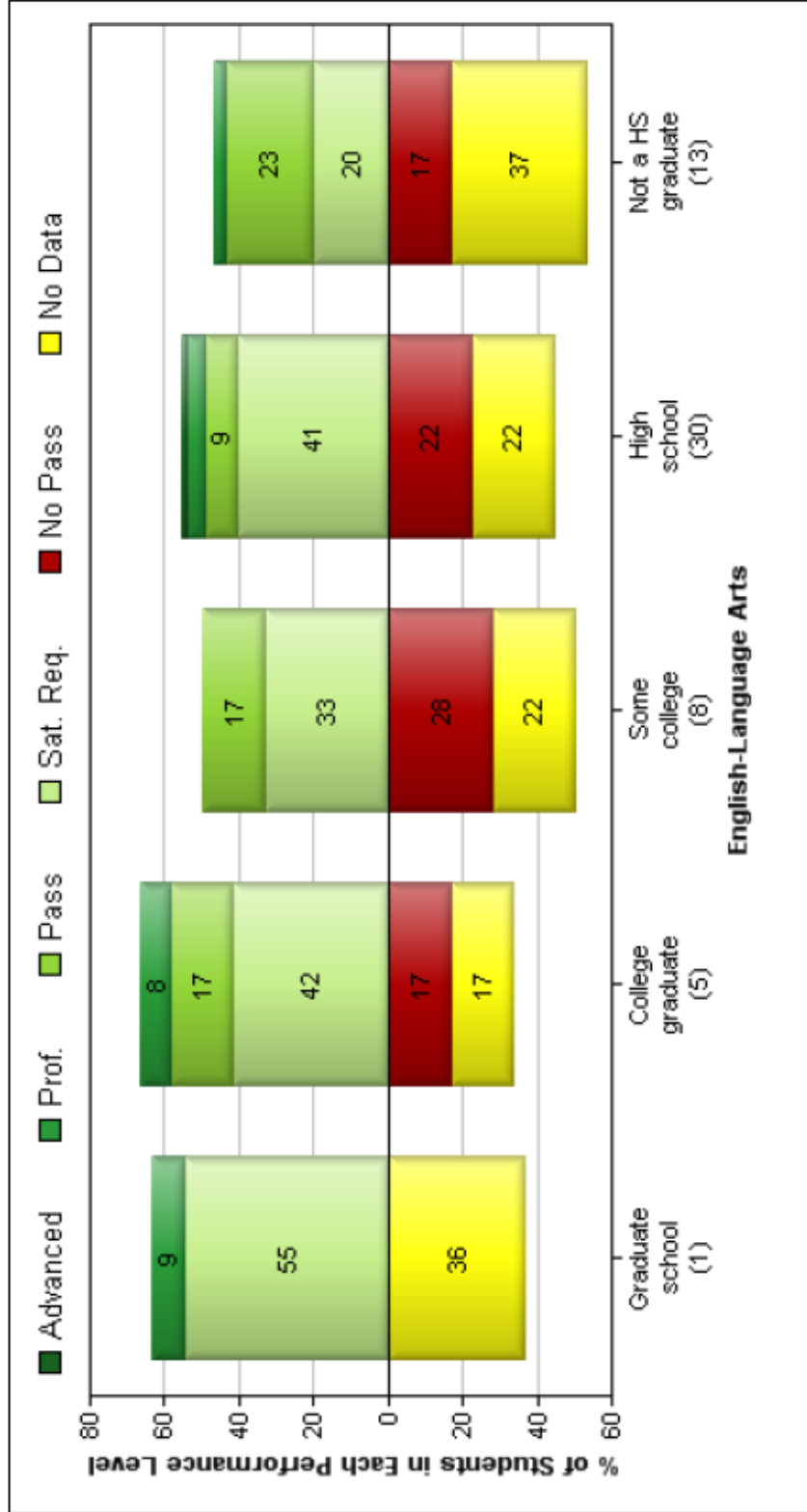
CAHSEE P/NP Proficiency Distribution by Subgroup

(Filtered) Parent Educational Level: Mixed



Testing Group
 2008-2009
Administration: All Admins
Grade: All Grades

Reporting Group
Roster: Per Test Publisher
District: Hometown Unified
School: All Schools
Teacher: All Teachers



SINGLE-YEAR CLUSTER **PERFORMANCE**

- Student counts and average number correct
- Pass / No Pass Summary
- Distribution by precise performance
 - Pass: Advanced, Proficient, Passed
 - No Pass: Did not Pass, No Data
- Cluster statistics and graph, showing percent of students passing each cluster
- By District, Grade or School

CAHSEE Single-Year Cluster Proficiency Summary



Testing Group
2008-2009
Grade: All Grades

Reporting Group
Roster: Per Test Publisher
District: Hometown Sample School District
School: CARTER HIGH
Teacher: All Teachers

| Cluster | # Valid Scores | Avg % Correct | Proficient Count | Percent of Students Achieving Proficiency |
|--------------------------|----------------|---------------|------------------|---|
| English-Language Arts | 678 | | 272 | 79.8 |
| Word Analysis | 678 | 81.1 | 551 | 81.3 |
| Reading Comprehension | 678 | 78.9 | 558 | 82.3 |
| Literary Response | 678 | 79.5 | 505 | 74.5 |
| Writing Conventions | 678 | 78.8 | 544 | 80.2 |
| Writing Strategies | 678 | 73.1 | 537 | 79.2 |
| Mathematics | 669 | | 279 | 83.3 |
| Number Sense | 669 | 75.9 | 588 | 87.9 |
| Algebra & Functions | 669 | 74.6 | 534 | 79.8 |
| Measurement & Geometry | 669 | 68.8 | 534 | 79.8 |
| Probability & Statistics | 669 | 76.4 | 540 | 80.7 |
| Algebra I | 669 | 63.6 | 549 | 82.1 |

MULTI-YEAR CLUSTER **PERFORMANCE**

- Student counts and average number correct
- Pass / No Pass Summary
- Distribution by precise performance
 - Pass: Advanced, Proficient, Passed
 - No Pass: Did not Pass, No Data
- Cluster statistics and graph, showing percent of students passing each cluster
- Multiple years of data displayed side-by-side for comparison
- By District, Grade or School

CAHSEE Multi-Year Cluster Proficiency Summary



Testing Group
 Administration: All Admins
 Grade: All Grades

Reporting Group
 Roster: Per Test Publisher
 District: Hometown Sample School District
 School: CARTER HIGH
 Teacher: All Teachers

Legend:
■ 2005-2006
■ 2006-2007
■ 2007-2008
■ 2008-2009

